



Guidance for meter installation

on existing unmeasured
commercial properties

United Utilities will attempt to install a water meter to an unmeasured commercial property free of charge. The meter size and location will be determined by United Utilities.

This document provides some basic guidance on what we require to be able to successfully install a meter. However each property is surveyed individually and many factors can determine whether a meter can be installed – any decision on meter size, location and feasibility to install a meter will be determined during the site survey.



To install a water meter on an existing unmeasured commercial property we will require the below to be able to install:

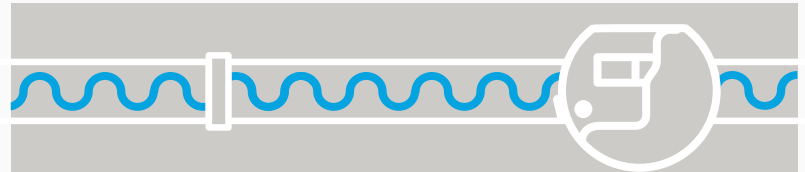
Internal location – per water supply

- ≤3 points of entry into the property
- Operational stop taps at the point of entry that control all fittings
- Pipework that is suitable and in good condition
- Adequate access and straight pipe length for the service/ meter size*

External installations

- The property must have its own dedicated supply
- There is an operational external stop tap that controls all usage
- Suitable room for an external chamber to be installed (dependant on supply & meter size)*

*size/length required will depend on the supply size and meter size (specified by United Utilities)

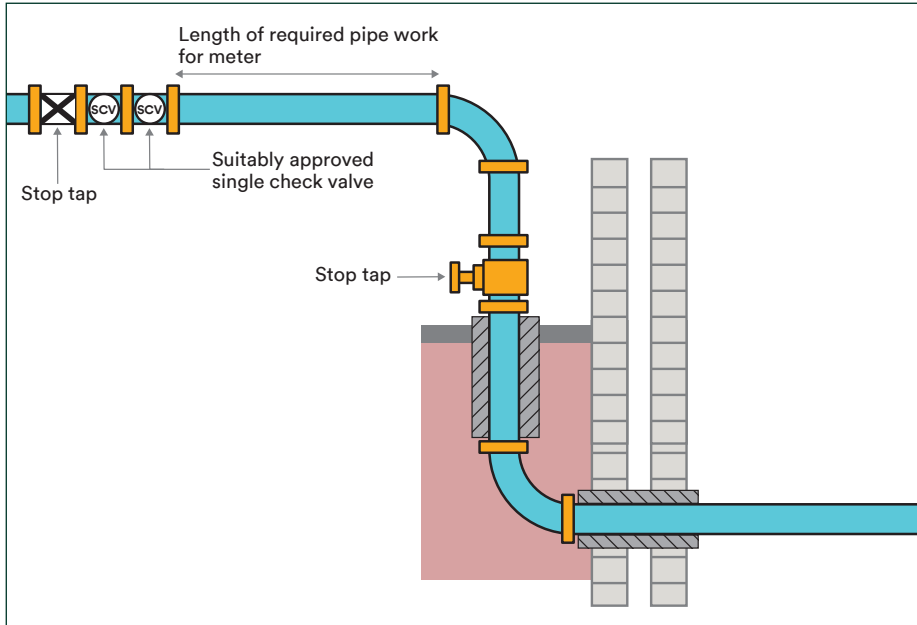



	Pipework material size comparison			Pipe diameter - equivalent meter size*	
	MDPE	Copper	Cast Iron	Meter Size	Approx. flow range (m ³ /hr)
Pipe diameter	25mm	22mm	-	15mm	≤ 2.5
			-	20mm	≤ 4
	32mm	28mm	-	25mm	≤ 6.3
	50mm	42mm	-	40mm	≤ 16
	63mm	54mm	2"	50mm	≤ 50
	90mm	-	3"	80mm	≤ 120
	110mm	-	4"	100mm	≤ 180
	160mm	-	6"	150mm	≤ 450

*For comparison only - the meter size is specified by the flow requirements not the pipe diameter



Guidance for Internal meter installation



See below for the '*pipe distances*' required for each meter size (mm)

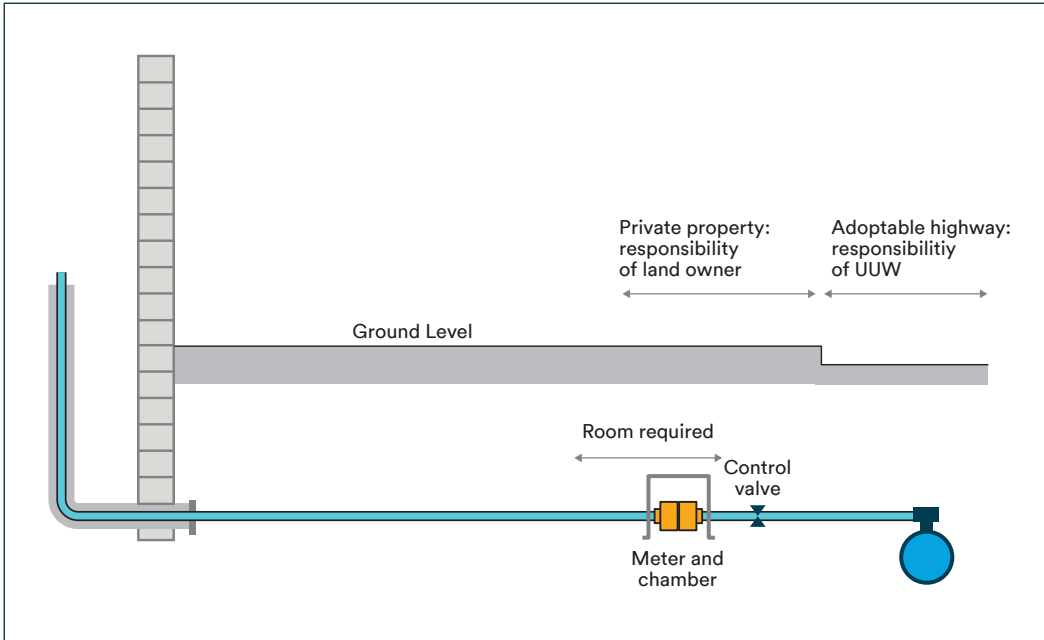
- 15/20mm meter = 300mm of unjointed pipe
- 25mm meter = 400mm of unjointed pipe
- 40mm meter = 500mm of unjointed pipe

50mm + meters also require straight pipe distances before and after the meter

- 50mm meter = 1500mm of unjointed pipe
- 80mm meter = 2000mm of unjointed pipe
- 100mm meter = 2500mm of unjointed pipe
- 150mm meter = 3500mm of unjointed pipe



Guidance for External meter installation



See below for the '*pipe distances*' required for each meter size (mm)

- 15/20mm meter = 1m
- 25mm meter = 1m
- 40mm meter = 1m

50mm + meters also require straight pipe distances before and after the meter – 2 chambers are often required

- 50mm meter = 2.5m
- 80mm meter = 2.5m
- 100mm meter = 3m
- 150mm meter = 3m

Thank you for doing business with us



Water for the North West